

April 2011

**Catholic Ministry Formation Enrollment:
Statistical Overview for 2010-2011**

**Center for Applied Research in the Apostolate
Georgetown University
Washington, DC**

**Catholic Ministry Formation Enrollment:
Statistical Overview for 2010-2011**



April 2011

Mary L. Gautier, Ph.D.



© C.A.R.A., April 2011, Statistical Overview

C.A.R.A. collects enrollment data on every Catholic ministry formation program that prepares men and women for ministry in the U.S. Church as priests, deacons, and lay ecclesial ministers. This statistical overview is published annually and a complete directory listing the names, addresses, and other pertinent information on each program is published every other year.

C.A.R.A. was founded by Catholic leaders in 1964 to put social science research tools at the service of the Catholic Church in the United States.

For information on C.A.R.A. and its mission of research, analysis, and planning, contact:

**Center for Applied Research in the Apostolate
Georgetown University
2300 Wisconsin Avenue NW, Suite 400
Washington, DC 20007**

CARA.georgetown.edu

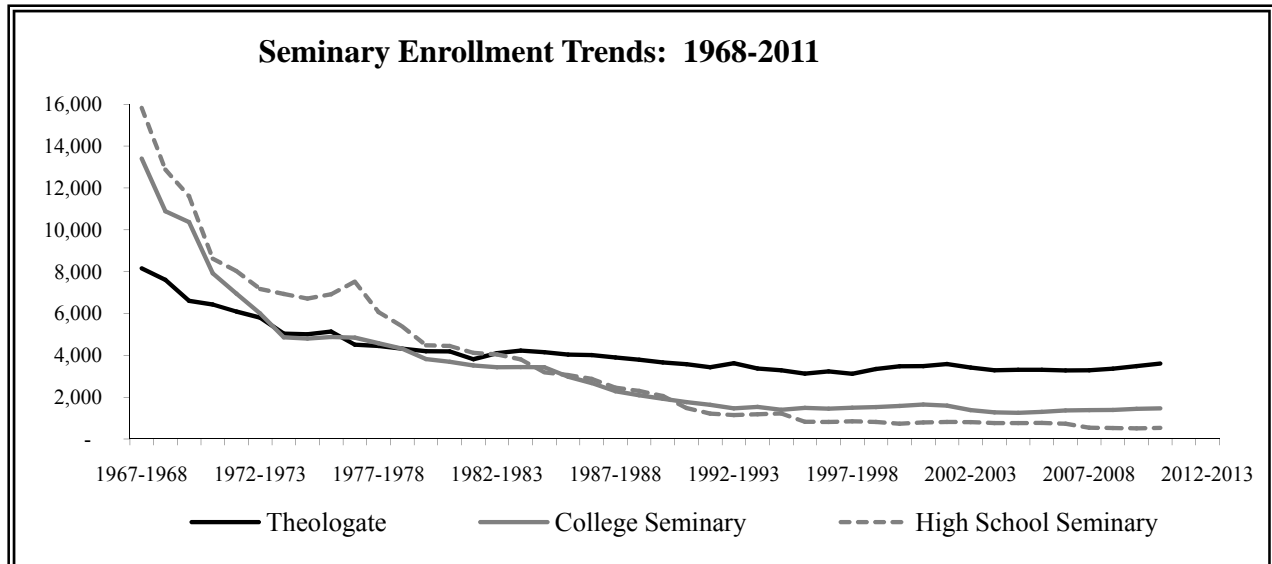
Catholic Ministry Formation Enrollment: Statistical Overview for 2010-2011

Priestly Formation

During academic year 2010-2011, enrollment in the post-baccalaureate level of priestly formation totaled 3,608, a net increase of 125 seminarians (4 percent) above last year’s theologate enrollment. Of these, 2,742 (76 percent) were candidates for dioceses and 866 (24 percent) were from religious orders. Diocesan enrollment increased by 86 seminarians (up 3 percent from last year) and religious enrollment increased by 39 seminarians (up 5 percent from last year). These totals include pre-theology students who may have undergraduate degrees in another academic discipline but need additional work in philosophy, theology, or formation to qualify for theologate enrollment. The number of seminarians enrolled in theologates this year is nearly identical to the number enrolled in 2001-2002. As in previous years, the number of seminarians enrolled in pre-theology continues to increase, with 835 enrolled in pre-theology this year, which make up 23 percent of all theology-level students.

This year’s college seminary enrollment of 1,460 seminarians reflects an increase of 17 seminarians, up 1 percent from last year. High school seminary enrollment increased by 22 (4 percent) from last year, and are now at 532 seminarians in eight high school seminary programs.

Overall Seminary Enrollment Trends, 1968-2011



Seminary Enrollment: 1968-2000					
Year	Theology Diocesan	Theology Religious	Total Theology	Total College	Total High School
1967-1968	4,876	3,283	8,159	13,401	15,823
1968-1969	4,561	3,045	7,606	10,889	12,875
1969-1970	3,978	2,624	6,602	10,362	11,603
1970-1971	3,874	2,552	6,426	7,917	8,611
1971-1972	3,864	2,225	6,089	6,943	8,029
1972-1973	3,640	2,162	5,802	5,996	7,172
1973-1974	3,336	1,699	5,035	4,856	6,928
1974-1975	3,299	1,708	5,007	4,796	6,712
1975-1976	3,385	1,752	5,137	4,871	6,920
1976-1977	3,005	1,538	4,504	4,844	7,517
1977-1978	2,941	1,506	4,447	4,574	6,069
1978-1979	2,844	1,469	4,313	4,316	5,380
1979-1980	2,811	1,386	4,197	3,816	4,474
1980-1981	2,872	1,315	4,187	3,689	4,448
1981-1982	2,649	1,164	3,813	3,514	4,117
1982-1983	2,742	1,361	4,103	3,430	4,039
1983-1984	2,793	1,431	4,224	3,437	3,807
1984-1985	2,799	1,351	4,150	3,430	3,186
1985-1986	2,719	1,314	4,033	2,978	3,051
1986-1987	2,736	1,275	4,011	2,670	2,872
1987-1988	2,729	1,167	3,896	2,285	2,448
1988-1989	2,724	1,064	3,788	2,091	2,295
1989-1990	2,607	1,051	3,658	1,923	2,051
1990-1991	2,516	1,057	3,573	1,760	1,476
1991-1992	2,536	896	3,432	1,634	1,210
1992-1993	2,695	921	3,616	1,459	1,140
1993-1994	2,545	826	3,371	1,529	1,178
1994-1995	2,396	884	3,280	1,395	1,221
1995-1996	2,348	774	3,122	1,488	817
1996-1997	2,331	898	3,229	1,445	816
1997-1998	2,343	771	3,114	1,490	841
1998-1999	2,551	793	3,344	1,527	810
1999-2000	2,536	938	3,474	1,576	732

(Continued on page 3)

Seminary Enrollment: 2000-2011(continued)					
Year	Theology Diocesan	Theology Religious	Total Theology	Total College	Total High School
2000-2001	2,549	934	3,483	1,647	787
2001-2002	2,621	963	3,584	1,594	816
2002-2003	2,489	925	3,414	1,376	808
2003-2004	2,348	937	3,285	1,268	761
2004-2005	2,307	1,001	3,308	1,248	758
2005-2006	2,397	909	3,306	1,297	763
2006-2007	2,410	864	3,274	1,365	729
2007-2008	2,489	797	3,286	1,381	536
2008-2009	2,530	827	3,357	1,384	524
2009-2010	2,656	827	3,483	1,443	510
2010-2011	2,742	866	3,608	1,460	532

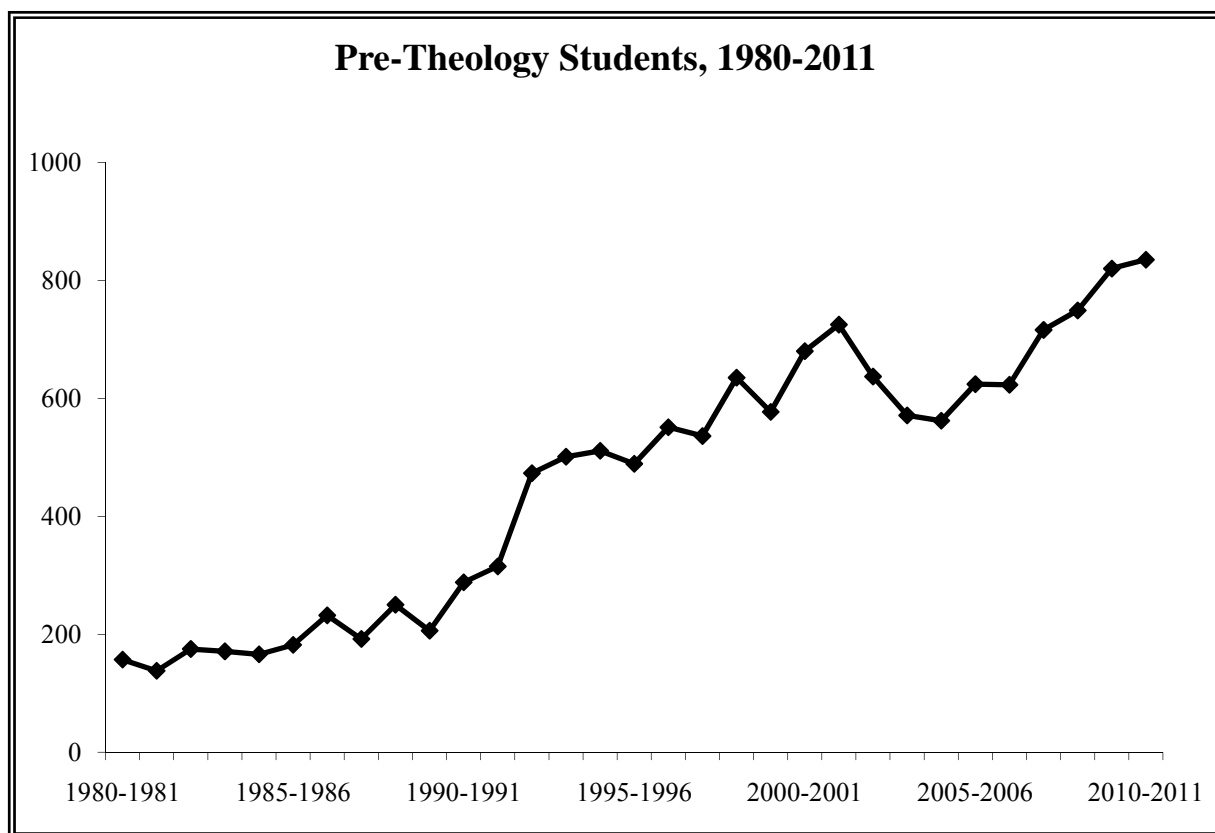
Beginning with the 1967-1968 academic year, CARA has collected enrollment data for priesthood formation programs at the theologate, college, and high school levels in the United States. CARA also collects data about U.S. seminarians from the two priesthood formation programs abroad that are sponsored by the hierarchy of the United States – the Pontifical North American College in Rome and the American College at Louvain, Belgium.¹ Another program located outside the United States that is included in these counts is Seminario Hispano de Santa Maria de Guadalupe in Mexico City. This seminary was established in 2000 by the Archdiocese of Mexico and accepts Hispanic students from dioceses in the United States who have a particular ministry to Hispanic Catholics in the United States.

The data are gathered in the fall of each year. The total number of seminarians enrolled in these programs, shown in the table above and on the previous page, includes pre-theology students studying at theologates, college seminaries, and other sites.

¹ This seminary is scheduled to close in June 2011.

Pre-Theology

Since 1994, CARA has counted pre-theology students studying at theologates, college seminaries, and other sites in its totals of theology-level seminarians. The accompanying graph shows the trend in pre-theology students since 1980, the first year that CARA began monitoring this group. In more recent years, as enrollment in college seminaries declined and as more men apply for seminary with a college degree in hand, the need for pre-theology programs has increased. These programs provide the philosophical and theological preparation necessary to pursue graduate-level theology. The most recent documents regarding priestly formation now recommend two years of pre-theologate formation for those who did not complete college seminary.²



In academic year 2010-2011, the 835 seminarians enrolled in pre-theology make up almost a quarter (23 percent) of all theology-level seminarians, an increase of 155 seminarians in pre-theology in the past decade.

² Paragraph 60 of the *Program of Priestly Formation*, fifth edition, (Washington, DC: USCCB, 2006) reads: “If a person has no previous preparation in a formation program, then the pre-theology program should extend over a two-year calendar period. Pre-theology programs are designed to address all four pillars of formation, not simply to meet academic requirements.”

The table below displays the total number of seminarians enrolled in pre-theology and compares that figure to the total theologate enrollment as a percentage of theologate students.

Pre-Theology Relative to Total Theologate Enrollment, 1980-2011				
Academic Year	Enrolled in Pre-Theology	Enrolled in Theology	Total in Theologate	Percentage in Pre-Theology
1980-1981	157	4,030	4,187	4%
1981-1982	138	3,675	3,813	4%
1982-1983	175	3,928	4,103	4%
1983-1984	171	4,073	4,244	4%
1984-1985	166	3,984	4,150	4%
1985-1986	182	3,851	4,033	4%
1986-1987	232	3,779	4,011	6%
1987-1988	192	3,704	3,896	5%
1988-1989	250	3,538	3,788	7%
1989-1990	206	3,452	3,658	6%
1990-1991	288	3,285	3,573	8%
1991-1992	315	3,117	3,432	9%
1992-1993	473	3,143	3,616	13%
1993-1994	501	2,870	3,371	15%
1994-1995	511	2,769	3,280	16%
1995-1996	489	2,633	3,122	16%
1996-1997	551	2,678	3,229	17%
1997-1998	536	2,578	3,114	17%
1998-1999	635	2,709	3,344	19%
1999-2000	577	2,897	3,474	17%
2000-2001	680	2,803	3,483	20%
2001-2002	725	2,859	3,584	20%
2002-2003	637	2,777	3,414	19%
2003-2004	571	2,714	3,285	17%
2004-2005	562	2,746	3,308	17%
2005-2006	624	2,682	3,306	19%
2006-2007	623	2,651	3,274	19%
2007-2008	716	2,570	3,286	22%
2008-2009	749	2,608	3,357	22%
2009-2010	820	2,663	3,483	24%
2010-2011	835	2,773	3,608	23%

Theologate Profile

The table on the next page lists the 45 theologates that prepare seminarians for the priesthood in the United States.³ For institutions that have both theology- and college-level programs, enrollment figures for pre-theology seminarians are reported the way the institution reports them. For example, Holy Apostles College and Seminary in Cromwell, CT, treats its pre-theology seminarians as part of the theologate division, and so these ten students are counted in its theologate enrollment figure of 74. The pre-theology program at St. Charles Borromeo Seminary in Philadelphia is administered under the college division, so its pre-theology students are included with its college enrollment rather than in its theologate enrollment figure of 62. However, all pre-theology students are included in the CARA totals for theology-level enrollment provided elsewhere in this report. Thus, the total theology enrollment of 3,608 reported earlier includes 2,773 in theology, 537 in pre-theology, and an additional 298 in pre-theology who are enrolled in college seminaries.

Diocesan priesthood candidates typically live at the seminary and get their education and priestly formation at the theologate they attend.⁴ For 2010-2011, the average tuition was \$15,505, an increase of \$836 from 2009-2010. The average room and board for the 37 programs that reported room and board separately was \$9,687, an increase of \$500 from 2009-2010. Blessed John XXIII National Seminary and Seminario Hispano de Santa Maria de Guadalupe are excluded from these calculations since they have a single fee that covers the costs of both tuition and room and board. Seminarians at Oblate School of Theology reside at Assumption Seminary. The other programs that do not report room and board are for religious priesthood candidates, who usually live in a house sponsored by their order and attend a nearby theologate for academic training.

CARA identified a total of 79 residences that currently house seminarians; 54 of these residences have seminarians that are studying at theologates. Apart from the exceptions listed below, all of the theology-level priesthood candidates at these residences are enrolled in one of the theologate programs listed in the 2010-2011 theologate profile table. The exceptions are nine Norbertines in study at St. Michael's Abbey, six Trappists in study at the Abbey of New Clairvaux, and two seminarians from religious institutes studying at theologates outside the United States and not included in the 45 theologates counted here. One other residence – the Dominican Missionaries for the Deaf Apostolate in San Antonio – is singular in that it is the only formation program for deaf candidates to the priesthood in the United States.

³ St. Anthony's Seminary in El Paso, TX, declined to participate and has been removed from the annual data collection. This seminary is owned by the Franciscan Province of St. Peter and St. Paul in Michoacan, MX, and prepares Franciscan seminarians for priestly ministry in Mexico.

⁴ In the case of The Catholic University of America, Latin Rite diocesan seminarians reside at Theological College, the official house of formation at The Catholic University of America. Seminarians pay half the graduate CUA tuition (the seminarian tuition is listed in the table on the next page). Because room and board for most seminarians at Catholic University is provided at Theological College, room and board charges are reported with Catholic University's tuition. In the case of St. Joseph's Seminary, students of the Archdiocese of New York are subsidized through scholarships and endowments. In the case of Washington Theological Union, the cost is based on an average M.Div. priesthood candidate living in a religious community.

Priesthood Candidates Enrolled at Theologates, 2010-2011

Theologate	Tuition	Room & Board	Diocesan	Religious	Total
American College at Louvain, Belgium	\$9,100	\$9,800	14	5	19
Aquinas Institute of Theology, MO	15,360	—	0	28	28
Athenaeum of Ohio - Mount St. Mary's of the West, OH	18,900	9,450	37	0	37
Blessed John XXIII National Seminary, MA	23,500	—	61	4	65
Boston College School of Theology and Ministry, MA	22,410	—	3	62	65
Catholic Theological Union, IL	13,650	10,350	0	109	109
Catholic University of America School of Theology, DC	17,295	8,475	79	25	104
Christ the King Seminary, NY	16,000	10,000	17	0	17
Dominican House of Studies, DC	15,120	—	0	55	55
Dominican School of Philosophy and Theology, CA	14,160	—	0	20	20
Franciscan School of Theology, CA	12,600	15,000	0	4	4
Holy Apostles College and Seminary, CT	11,950	9,700	48	26	74
Immaculate Conception Seminary School of Theology, NJ	20,144	9,938	150	36	186
Jesuit School of Theology of Santa Clara University, CA	14,000	—	0	34	34
Kenrick School of Theology, MO	19,708	9,030	96	2	98
Moreau Seminary of the University of Notre Dame, IN	30,000	8,000	0	48	48
Mount Angel Seminary, OR	12,461	10,047	90	25	115
Mount St. Mary's Seminary, MD	16,766	10,580	158	5	163
Mundelein Seminary - St. Mary of the Lake, IL	20,622	8,673	158	1	159
Notre Dame Seminary Graduate School of Theology, LA	17,500	11,424	71	14	85
Oblate School of Theology, TX	12,350	—	60	30	90
Our Lady of Guadalupe Seminary, NE	3,500	3,500	0	62	62
Pontifical College Josephinum, OH	20,944	8,146	65	0	65
Pontifical North American College, Rome	11,950	11,155	222	0	222
Sacred Heart Major Seminary School of Theology, MI	21,970	8,268	48	0	48
Sacred Heart School of Theology, WI	14,100	9,500	90	17	107
Saint John's School of Theology and Seminary, MN	13,500	6,050	0	7	7
Saint Meinrad School of Theology, IN	17,710	11,940	130	6	136
Saint Paul Seminary School of Divinity, MN	17,146	10,064	90	2	92
St. Charles Borromeo Seminary, PA	18,888	11,472	59	3	62
St. John Vianney Theological Seminary, CO	15,200	9,475	128	1	129
St. John's Seminary School of Theology, CA	14,000	11,500	69	6	75
St. John's Seminary School of Theology, MA	13,750	6,250	91	11	102
St. Joseph's Seminary, NY	7,100	5,500	20	26	46
St. Mary's Seminary Graduate School of Theology, OH	9,825	7,260	32	3	35
St. Mary's Seminary, University of St. Thomas, TX	14,800	9,830	78	10	88
St. Mary's Seminary and University, MD	15,216	12,012	79	1	80
St. Patrick's Seminary and University, CA	14,649	12,862	106	3	109
St. Vincent de Paul Regional Seminary, FL	20,000	11,000	71	0	71
St. Vincent Seminary, PA	20,220	9,784	37	22	59
SS. Cyril & Methodius Seminary School of Theology, PA	10,000	10,000	10	0	10
SS. Cyril & Methodius Seminary, MI	14,314	14,196	40	0	40
Seminario Hispano de Santa Maria de Guadalupe, MX	16,000	—	8	0	8
Seminary of the Immaculate Conception, NY	12,000	8,000	43	0	43
Washington Theological Union, DC	15,840	10,180	0	39	39
Average Costs and Total Enrollment	\$15,505	\$9,687	2,558	752	3,310

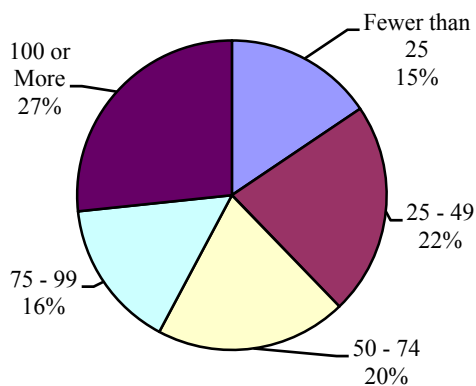
Theologates with the Highest Enrollment

The 12 theologates with enrollment above 100 account for 1,641 or 50 percent of the 3,310 seminarians reported by theologates in 2010-2011. The table below lists these institutions in terms of enrollment of diocesan or religious priesthood candidates. New to the list this year are St. Patrick’s Seminary and University in Menlo Park, CA, Sacred Heart School of Theology in Hales Corners, WI, and St. John’s Seminary School of Theology in Brighton, MA.

Theologates with Highest Enrollment, 2010-2011				
Theologate	Diocesan Priesthood Candidates	Religious Priesthood Candidates	Total	Change from 2009-2010
Pontifical North American College, Rome	222	0	222	+8
Immaculate Conception Seminary, NJ	150	36	186	-5
Mount St. Mary’s Seminary, MD	158	5	163	+9
Mundelein Seminary – St. Mary of the Lake, IL	158	1	159	-26
Saint Meinrad School of Theology, IN	130	6	136	+15
St. John Vianney Theological Seminary, CO	128	1	129	+12
Mount Angel Seminary, OR	90	25	115	+7
Catholic Theological Union, IL	0	109	109	-23
St. Patrick’s Seminary and University, CA	106	3	109	+15
Sacred Heart School of Theology, WI	90	17	107	+16
Catholic University of America School of Theology, DC	79	25	104	+8
St. John’s Seminary School of Theology, MA	91	11	102	+11

Theologates by Size of Enrollment

The figure at right groups the theologates according to their reported enrollment for the 2010-2011 academic year. One in four theologates (12 of the 45 theologates) are relatively large, enrolling 100 or more seminarians. One in three (16 of the 45 theologates) have between 50 and 99 seminarians enrolled, and another two in five (17 in all) have fewer than 50 seminarians enrolled this year.



Canonical Degree Granting Theologates

Some theologates, as well as some other universities and academic departments, have special approval of the Congregation for Catholic Education and operate under special norms determined by the Holy See. These norms include the requirement that faculty members meet particular qualifications, including an upper-level canonical degree, and that the President, Rector, or Dean be appointed or confirmed by the Holy See. These faculties are entrusted with “the task of preparing with special care students for the priestly ministry, for teaching the sacred sciences, and for the more arduous tasks of the apostolate.”⁵ The table below displays the six ecclesiastical faculties of theology in the United States, the year they were established, and the number of faculty in each.

Ecclesiastical Faculties of Theology in the United States, 2010-2011			
Theologate	Year Established	Ecclesiastical Faculty	
		Full-time	Part-time
Faculty of Theology of the University of St. Mary of the Lake, Mundelein Seminary, IL	1936	23	4
Jesuit School of Theology of Santa Clara University, CA	1945	16	5
Pontifical Faculty of Theology of the Immaculate Conception, Dominican House of Studies, DC	1941	14	1
School of Theology, St. Mary’s Seminary and University, MD	1822	13	2
Faculty of Theology, The Catholic University of America, DC	1900	13	5
Faculty of Weston Jesuit, Boston College School of Theology and Ministry, MA	1932	10	3

CARA identified 15 theologates that offer a canonical degree in theology to seminarians. Six of these institutions grant canonical degrees under the authority of their own ecclesiastical faculty, as shown in the table above, and the other nine grant their canonical degrees through affiliation or aggregation to the ecclesiastical faculty at another institution.

- The American College at Louvain was established in 1857.⁶ Students enrolled there earn canonical degrees from the Catholic University of Louvain.
- The Pontifical North American College in Rome was established in 1859. Students enrolled there earn canonical degrees from the Pontifical Gregorian University and the Pontifical University of St. Thomas Aquinas (the Angelicum) in Rome.
- The Pontifical College Josephinum in Columbus, OH, has been affiliated to the Pontifical Lateran University in Rome since 2005.

⁵ Apostolic Constitution *Sapientia Christiana*, April 29, 1979, Foreword III.

⁶ This seminary is scheduled to close in June 2011.

- Mount Angel Seminary in St. Benedict, OR, established in 1889, is affiliated to the Pontifical Athenaeum of St. Anselm in Rome.
- St. Joseph’s Seminary in Yonkers, NY, has been affiliated to the Angelicum in Rome since 1994.
- Sacred Heart Major Seminary in Detroit, MI, is aggregated to the Angelicum in Rome since 2004, to grant both the S.T.B. and S.T.L. degrees.
- St. Patrick Seminary in Menlo Park, CA, has been affiliated to the ecclesiastical faculty at St. Mary’s Seminary and University in Baltimore, MD, since 1997. St. Vincent Seminary in Latrobe, PA, has had a similar affiliation to the Dominican House of Studies in Washington, DC, since 2000.
- St. John Vianney Theological Seminary in Denver, CO, has been affiliated to the Pontifical Lateran University in Rome since 2001.

Seminarians Enrolled in Canonical Degree Programs at Theologates, 2010-2011			
Theologate	Seminarians Enrolled		Expected to Earn the Degree in 2011
	S.T.B.	S.T.L.	
Pontifical North American College, Rome	159	42	53
St. John Vianney Theological Seminary, CO	129	0	10
St. Mary’s Seminary and University, MD	80	0	8
St. Patrick Seminary and University, CA	87	0	8
The Catholic University of America, DC	76	2	9
Sacred Heart Major Seminary, MI	44	0	9
Mundelein Seminary, IL	29	21	23
Dominican House of Studies, DC	29	6	4
St. Joseph’s Seminary, NY	9	0	8
The American College at Louvain, Belgium	7	3	3
Pontifical College Josephinum, OH	20	0	3
St. Vincent Seminary, PA	6	0	2
Mount Angel Seminary, OR	4	0	4
Jesuit School of Theology of Santa Clara University, CA	3	7	4
Weston Jesuit Department, Boston College School of Theology and Ministry, MA	0	17	0

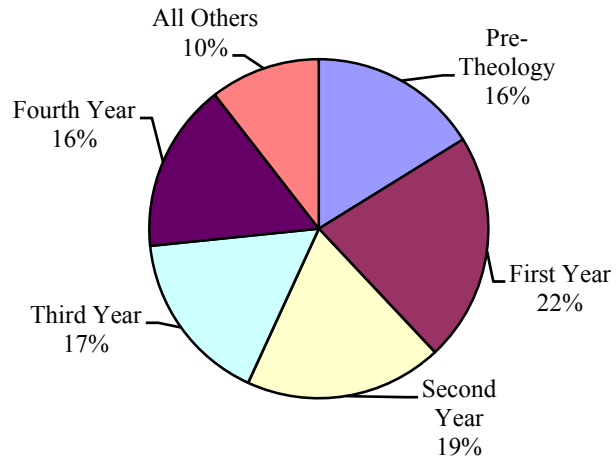
In addition to the seminarian numbers listed above, these institutions report another 144 priests and 34 lay persons or deacons enrolled in their canonical degree programs. They anticipate

awarding canonical degrees to 80 priests and nine lay persons or deacons in 2011.

Theologate Enrollment by Year of Study for the Priesthood

The accompanying table shows enrollment in theologates by levels of study. The category “All Others” in the figure includes theologate students who are reported to be on their pastoral year, on leave of absence, or in other special circumstances.

Students Enrolled in Theologates by Level of Study 2010-2011	
Pre-Theology	537
First Year	725
Second Year	626
Third Year	549
Fourth Year	535
Pastoral Year	163
Leave of Absence	35
Other	140
TOTAL	3,310



Pre-Theology Enrollment

Pre-theology seminarians are more likely to be enrolled in theologates than at other formation sites designed for college-level seminarians. Theologates report 537 seminarians enrolled in pre-theology. Free-standing and collaborative college seminaries report 180 enrolled in pre-theology, while other seminary residences count 118 in pre-theology outside the seminary system.

In addition to the seminarians previously reported in the table on seminary enrollment, there are also nine Norbertines studying theology at St. Michael’s Abbey, six Trappists studying theology at the Abbey of New Clairvaux, and two seminarians from religious institutes studying abroad. These 17 seminarians are not included in the total on page three.

Theology-Level Enrollment by Type of Program and Institution, 2010-2011	
Theologates	
Theologate, excluding pre-theology	2,773
Theologate, pre-theology only	537
Pre-theology at College Priesthood Formation Programs	
Free-Standing College Seminaries	120
Collaborative College Seminaries	60
Other Seminary Residences	118
Total Enrollment	3,608
Other Houses of Formation*	17
*Not included in the total count on page 3.	

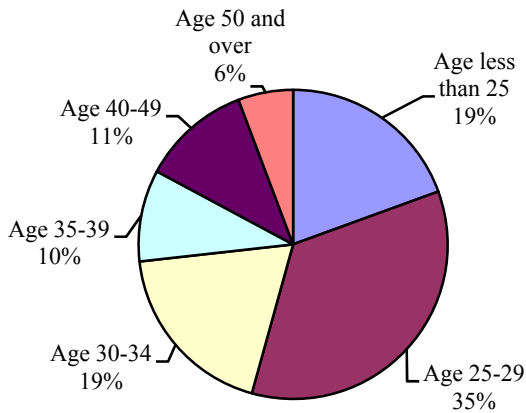
Retention of Seminarians in Theology

Although individual exceptions occur, the typical pattern for seminarians entering their first year of theology is to have an undergraduate degree from a college seminary or to have completed a pre-theology program. The table below highlights the 2010-2011 class of seminarians through their four years in theology, that is, those who began theologate studies in 2007-2008 and who will be completing their theologate studies in 2010-2011. Each class of seminarians in theology can also be compared to its corresponding cohort in the preceding academic year by following the same diagonal.

	Retention of Seminarians in Theology				Retention Rate
	Year of Study in Theology				
	First Year	Second Year	Third Year	Fourth Year	
1999-2000	681	687	582	625	
2000-2001	704	606	573	570	
2001-2002	716	670	595	536	
2002-2003	738	625	543	576	85%
2003-2004	727	614	512	509	72%
2004-2005	691	633	542	519	72%
2005-2006	631	617	573	495	67%
2006-2007	656	566	546	555	76%
2007-2008	622	607	541	535	77%
2008-2009	709	546	524	500	79%
2009-2010	646	600	568	497	76%
2010-2011	725	626	549	535	86%

Of the 622 seminarians who began theologate study in 2007, 535 are completing their fourth year in 2011. Thus, the retention rate for the Class of 2011 throughout their four years of theologate study is expected to be 86 percent, approximately the same rate as that reported for the Class of 2003 and higher than in recent years. The average retention rate for those who began theology from 1999-2000 to 2006-2007 was 77 percent.

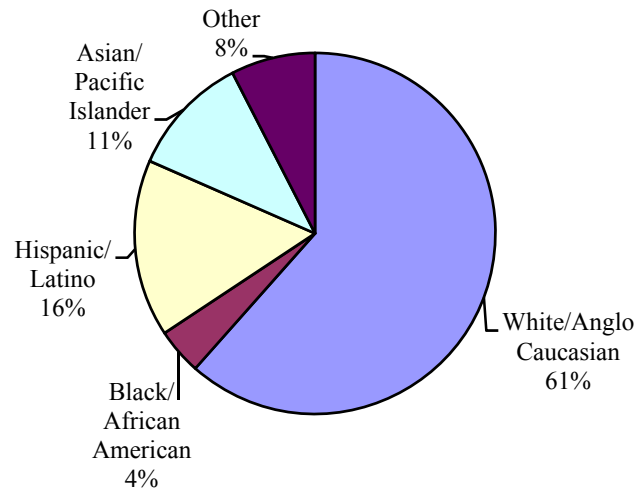
Age Distribution of Theologate Students



The age distribution for theologate students preparing for the priesthood is shown at left. Just over half of all seminarians enrolled in theologates (54 percent) are under age 30 and another fifth (19 percent) are in their early thirties. One in ten (10 percent), is between 35 and 39. One in five (17 percent) is age 40 and above. Thus, just over a quarter of seminarians enrolled in theologates (27 percent) are age 35 or older. The proportion of older seminarians has been decreasing in recent years. For example, five years ago more than a third of seminarians enrolled in theologates were age 35 or older.

Racial and Ethnic Backgrounds of Theologate Students

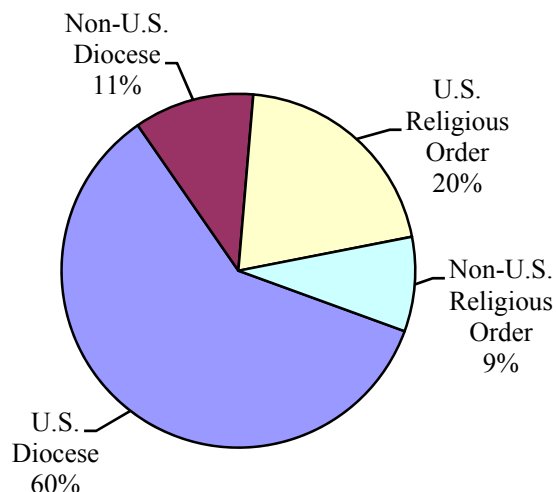
Six in ten priesthood candidates enrolled in theologates (61 percent) are white/Anglo/Caucasian. One in six (16 percent) is Hispanic/Latino, 11 percent are Asian/Pacific Islander, and 4 percent are black/African American. Another 8 percent are listed as “other,” which includes Native Americans, multi-racial, and international students that do not identify with these racial and ethnic categories.



The racial and ethnic distribution of theologate students is gradually becoming more diverse. In 1993, the first year CARA collected racial and ethnic data, 79 percent of theologate seminarians were white/Anglo/Caucasian, 11 percent were Hispanic/Latino, 8 percent were Asian/Pacific Islander, and 2 percent were black/African American.

Foreign-born Seminarians in Theologates

In 2010-2011, 28 percent of seminarians in theologates, 938 seminarians, are from countries other than the United States. This is a slight decrease of 25 seminarians from the number



reported last year. In 2009-2010, foreign-born seminarians were 30 percent of all seminarians in theology, compared to 25 percent in 2008-2009, 27 percent in 2007-2008, 25 percent in 2006-2007 and 23 percent in 2005-2006.

In all, 85 foreign countries are represented by these seminarians. Most of them, 60 percent, are preparing to be ordained for a diocese in the United States. Another 11 percent of foreign-born seminarians are studying for a diocese outside the United States. Seminarians from

religious orders, 274 in all, comprise the remaining 29 percent of these foreign-born seminarians. Breaking down that 29 percent, seminarians studying for a U.S.-based religious order account for 20 percent, while another 9 percent are studying for a religious order based outside the United States.

College Seminaries

In 2010-2011, there were 1,460 seminarians enrolled in 35 college-level priesthood formation programs. This does not include the 180 pre-theology students in college seminary programs, since pre-theology students are calculated in the theology-level counts. College-level priesthood formation programs may be divided into three categories: free-standing seminaries (682 seminarians), collaborative seminaries (647), and seminary residence programs (131).

Free-Standing College Seminaries

Free-standing college seminaries are accredited in their own right to grant a college degree. They combine all aspects of a seminary program in one institution. There are 13 such institutions reporting enrollment for the 2010-2011 academic year. The 682 seminarians enrolled at the college level in these institutions is an increase of 25 seminarians (4 percent) from the 657 seminarians reported last year.

Free-Standing College Seminary Enrollment, 2010-2011					
Free-Standing College Seminary	Diocesan	Religious	Total	Pre-Theology	College Level
Conception Seminary College, MO	109	12	121	9	112
Divine Word College Seminary, IA	2	53	55	10	45
Holy Apostles College and Seminary, CT*	3	3	6	0	6
Legionaries of Christ Center for Higher Studies, NY	0	107	107	0	107
Mount Angel Seminary, OR*	67	3	70	0	70
Pontifical College Josephinum, OH*	85	0	85	18	67
Sacred Heart Major Seminary College, MI*	49	0	49	24	25
Saint Joseph Seminary College, LA	75	0	75	9	66
Seminario Hispano de Santa Maria, MX*	24	0	24	0	24
St. Basil College, CT	1	0	1	0	1
St. Charles Borromeo Seminary College, PA*	92	6	98	29	69
St. Gregory the Great Seminary, NE	44	0	44	3	41
St. John Vianney College and Seminary, FL	67	0	67	18	49
Total Enrollment	618	184	802	120	682
* Also has a theologate division.					

- Six of the free-standing college seminaries are sponsored by a diocese or archdiocese. Three of these diocesan institutions have a combined college and theologate seminary program. These institutions include Sacred Heart Major Seminary, College of Liberal Arts, in Detroit,

MI; St. Charles Borromeo Seminary, College Division, in Wynnewood, PA; and the Seminario Hispano de Santa Maria de Guadalupe, Philosophy Division, in Mexico City.

- There are six religious-sponsored programs, of which three are Benedictine – Conception Seminary College in Conception, MO; Mount Angel Seminary College in St. Benedict, OR; and Saint Joseph Seminary College in St. Benedict, LA. The other three free-standing college seminaries sponsored by religious orders are Divine Word College Seminary in Epworth, IA; Holy Apostles College and Seminary in Cromwell, CT; and the Legionaries of Christ Center for Higher Studies in Thornwood, NY.
- The Pontifical College Josephinum, in Columbus, OH, which also has both a free-standing college and a theologate, is not sponsored directly by either a diocese or a religious order but is operated instead by an independent board of trustees.

Collaborative College Seminaries

Collaborative programs usually have a formal relationship with an accredited undergraduate program at a Catholic college or university. They tend to be long-established programs, are typically diocesan-administered, and in many cases had originally been separate, stand-alone programs. This directory includes 22 programs in the category of collaborative college seminaries. The 647 seminarians enrolled at the college level in these programs is an increase of four seminarians (less than 1 percent) from the 643 seminarians reported last year.

The pre-seminary discernment programs at Franciscan University of Steubenville and Ave Maria University are unique. Each prepares men for theologate-level formation and follows the U.S. Bishops' *Program for Priestly Formation* in a liberal arts college setting. Although they do not strictly meet the criteria for a collaborative college program, they most closely resemble this model.

The newest collaborative college program, Bishop Simon Bruté College Seminary, was established in 2004 in the Archdiocese of Indianapolis. It is affiliated with Marian College in Indianapolis, IN.

Collaborative College Seminary Enrollment, 2010-2011					
Collaborative College Seminary	Diocesan	Religious	Total	Pre-Theology	College Level
Ave Maria University, FL	13	7	20	0	20
Bishop Simon Bruté College Seminary, IN	27	0	27	0	27
Bishop White Seminary, WA	17	0	17	3	14
Borromeo Seminary, OH	24	7	31	0	31
Cardinal Glennon College, MO*	22	0	22	0	22
Cardinal Muench Seminary, ND ⁷	4	0	4	0	4
Cathedral Residence of the Immaculate Conception, NY	39	0	39	8	31
College Seminary of the Immaculate Conception, Saint Andrews Hall, NJ*	29	0	29	0	29
Franciscan University of Steubenville, OH	47	5	52	0	52
Holy Trinity Seminary, TX	58	0	58	14	44
Immaculate Heart of Mary Seminary, MN	59	1	60	2	58
Old College Seminary at Notre Dame, IN*	0	21	21	0	21
Seminary of Our Lady of Providence, RI	23	0	23	2	21
St. Francis DeSales Center, CA	7	0	7	3	4
St. John Fisher Seminary Residence, CT	19	0	19	2	17
St. John Neumann Residence and Hall, NY	48	1	49	14	35
St. John Vianney College Seminary, MN	137	0	137	0	137
St. Joseph and St. Peter Seminary, TX	4	0	4	0	4
St. Joseph College Seminary, IL	28	5	33	0	33
St. Mark Seminary, PA	20	0	20	3	17
St. Paul Seminary, PA	21	0	21	9	12
St. Pius X Seminary, IA	14	0	14	0	14
Total Enrollment	660	47	707	60	647
* Also has a theologate division.					

Other College Level Formation Programs

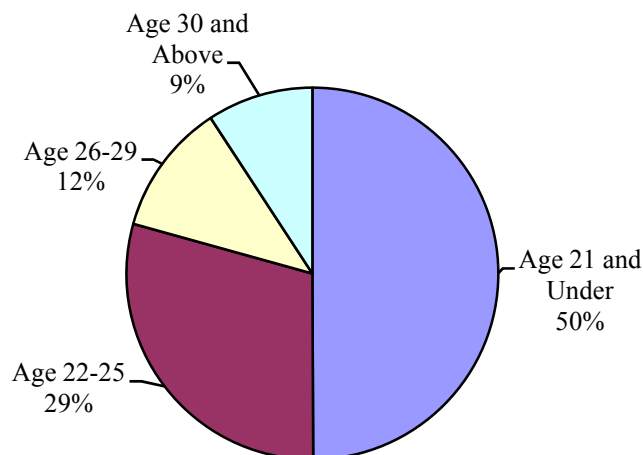
Other college seminary residences generally have much smaller numbers of students than free-standing or collaborative college seminaries. They tend to be conducted by religious institutes for their candidates completing college degrees. CARA has identified 58 college-level programs that fit this model. Nineteen of these house only college-level candidates; the other 39 currently function as joint college and theology residences. In 2010–2011, the combined number of priesthood candidates pursuing college-level studies in these residences was 131, excluding pre-theology. Another 118 were enrolled in pre-theology course work. In both cases, these seminarians were not enrolled in programs reported here as theologates, free-standing colleges, or collaborative colleges, and therefore are not double-counted when added to the enrollment totals for these institutions.

⁷ This seminary is scheduled to close in June 2011.

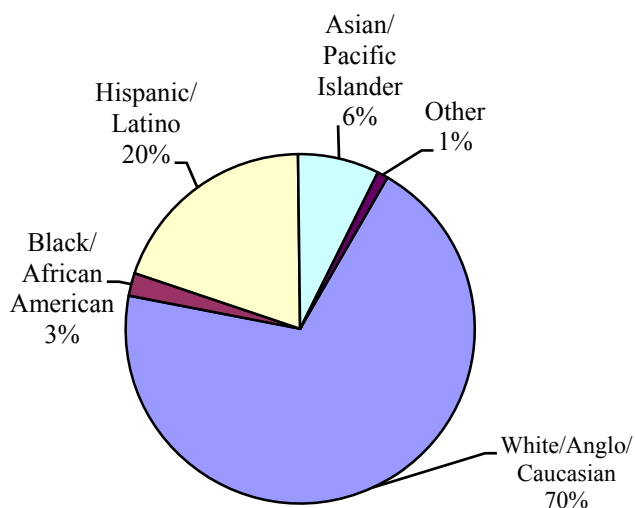
Age Distribution of College Seminarians

The age distribution of priesthood candidates at college seminaries largely mirrors the traditional ages of college enrollment, although 21 percent of college seminarians are men in their late twenties and above. This is due in part to the pre-theology programs at many of these seminaries that prepare men who already have undergraduate degrees in other fields.

The figure at right depicts the age distribution of seminarians enrolled in free-standing or collaborative college seminaries during the 2010–2011 academic year. Half of these seminarians are the typical college age of 21 or below. Another three in ten are between the ages of 22 and 25 and a fifth are older than 25.



Racial and Ethnic Backgrounds of College Seminarians



Seven in ten college seminarians are white/Anglo/Caucasian, compared to about six in ten theologate seminarians. Hispanics/Latinos and Asians/Pacific Islanders comprise about a quarter of the priesthood candidates at free-standing and collaborative college seminaries during the 2010-2011 academic year and blacks/African Americans make up 3 percent. Seminarians of other racial/ethnic categories, including Native Americans and multi-racial seminarians, make up the other 1 percent.

High School Seminaries

In 1967, there were 36 diocesan and 86 religious high school seminaries as well as 17 junior college seminaries, 38 combined high school and junior college seminaries, and a few others that also provided a high school education in a seminary context. Historically, seminaries at this entry level provided important training in Latin, Greek, and other subjects formerly essential for advanced seminary studies. Today, only eight active high school seminary programs remain, with a combined enrollment of 532 students. Of these programs, six are independent, free-standing institutions. Only one of the six is diocesan (Cathedral Preparatory Seminary in Elmhurst, NY) and five are sponsored by a religious institute. One is sponsored by the Order of Friars Minor, Capuchin, one is sponsored by the Institute of the Incarnate Word, and the other three are sponsored by the Legionaries of Christ. The other two diocesan programs collaborate with local Catholic high schools.

The diocesan high school seminary (Cathedral Preparatory Seminary in Elmhurst, NY) does not have a residential program. The five religious free-standing high school seminaries do have residential programs. Both collaborative high school programs (Cathedral Prep Program in Yonkers, NY, and Holy Cross Seminary in La Crosse, WI) have residential programs. Room and board at institutions with separate charges for a residential program averages \$4,257. Tuition averages \$6,346 among the six programs that reported the information. Average tuition increased by \$1,167, an 18 percent increase over that reported in 2009-2010.

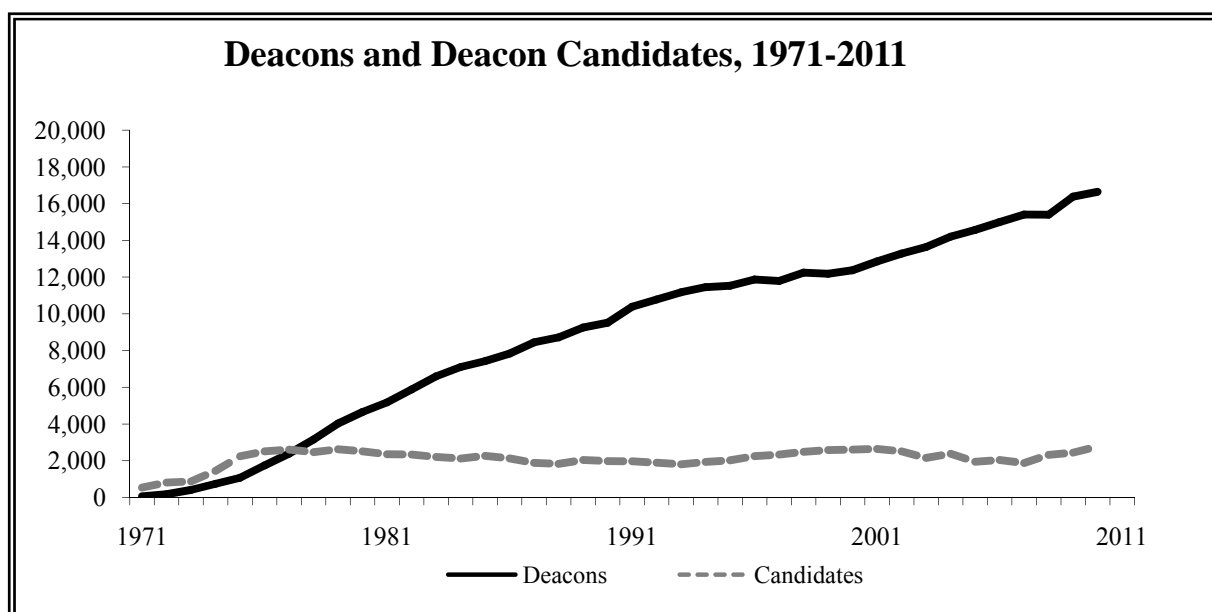
High School Seminary Enrollment, 2010-2011			
Free-standing High School Seminaries	Sponsorship	Tuition	Enrollment
St. Lawrence Seminary, Mount Calvary, WI	Religious	\$5,840	191
Cathedral Preparatory Seminary, Elmhurst, NY	Diocesan	7,000	169
Immaculate Conception Apostolic School, Center Harbor, NH	Religious	5,250	38
Sacred Heart Apostolic School, Rolling Prairie, IN	Religious	6,000	36
Immaculate Conception Apostolic School, Colfax, CA	Religious	10,385	25
Blessed Jose Sanchez Del Rio High School Seminary, MN	Religious		10
Collaborative High School Seminary Programs			
Cathedral Preparatory Seminary House of Formation, Yonkers, NY	Diocesan	—	57
Holy Cross Seminary House of Formation, La Crosse, WI	Diocesan	3,600	6
Total High School Seminary Enrollment			532

Diaconate Formation

Trends

The number of permanent deacons in the United States has grown steadily since the restoration of this ministry in the years following the Second Vatican Council. The accompanying graph illustrates this increase over 40 years to a total of 16,649 permanent deacons, as reported in *The Official Catholic Directory* in 2010.⁸ The number of permanent deacons has increased by approximately 3 percent per year over each of the last ten years.

CARA completed the first study of diaconate formation programs in 1996–1997 and updated the information at the beginning of each academic year since then. This year, CARA obtained enrollment data from 172 of 179 identified diaconate formation programs.



Active diaconate formation programs currently exist in all 50 states and in the District of Columbia. Active programs are found in 170 of the 195 dioceses and eparchies whose bishops belong to the U.S. Conference of Catholic Bishops (USCCB). Four directors reported that the program is on hold at this time or currently operated through another diocese, most often because of a change in bishops. Several other programs have been reactivated or newly formed within the last few years; others have been redesigned in light of the new norms for diaconate formation.⁹

Twenty-nine of the 172 responding programs report no deacon candidates for the 2010-2011 academic year, although 13 of those programs report that they have aspirants – men who are preparing to become deacon candidates.

⁸ This number includes only the 195 dioceses and eparchies whose bishops belong to the U.S. Bishops' Conference.

⁹ *National Directory for the Formation, Ministry and Life of Permanent Deacons in the United States*, (Washington, DC: USCCB, 2005).

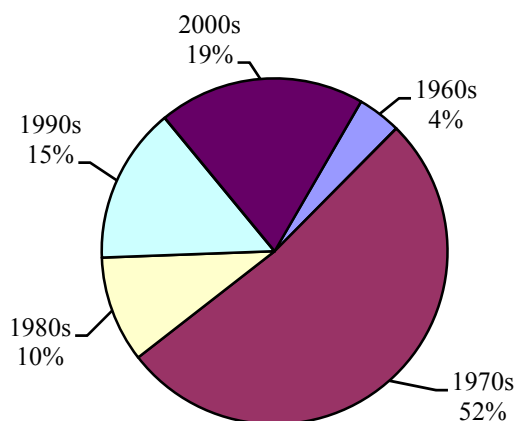
Diaconate Formation Program Enrollment: 1996-2011					
Year	Aspirants*	Candidates	Average Enrollment	Reporting Programs	Anticipated Ordinations
1996-1997		2,247	22	102	149
1997-1998		2,238	22	104	36
1998-1999		2,370	22	109	209
1999-2000		2,497	20	125	552
2000-2001		2,606	21	125	124
2001-2002		2,575	20	126	273
2002-2003	897	2,470	18	135	558
2003-2004	1,240	2,144	16	136	470
2004-2005	958	2,342	17	135	580
2005-2006	1,134	1,903	14	133	444
2006-2007	1,042	2,105	15	141	547
2007-2008	1,067	1,963	14	139	560
2008-2009	1,433	2,319	14	167	582
2009-2010	1,457	2,445	15	168	498
2010-2011	945	2,775	17	172	578

*CARA first asked programs to report aspirants in 2002-2003.

The 143 diaconate formation programs that have candidates in formation during the 2010–2011 academic year report 2,775 candidates. This number is up 13 percent from the 2,445 deacon candidates reported by 168 programs in 2009-2010. In addition, 81 programs, including 13 programs that have no current deacon candidates, reported another 945 aspirants – men who are in a period of discernment prior to entering diaconate formation. The number of aspirants reported is nearly identical to the number reported in 2004-2005 and reflects the cyclic pattern found in many diaconate formation programs, which often accumulate aspirants for several years and then create a candidacy class who go through formation together.

Active Programs

All 172 active diaconate formation programs reported the year that their program was organized. The average year of organization was 1984. The figure at right shows the decade of emergence of diaconate formation programs in the United States. Over half of all currently active programs were established in the 1970s and 4 percent were established in the 1960s. A tenth of active programs were established in the 1980s and a third were organized since 1990.¹⁰



Characteristics of Diaconate Formation Programs

Diaconate formation programs vary considerably according to local needs and situations. Thirteen dioceses or eparchies include deacon candidates from other dioceses or eparchies in their program, often to accommodate dioceses that are in the process of reorganizing or creating a new diaconate formation program.

A total of 34 programs offer formation in both Spanish and English and the Archdiocese of Chicago has an administratively separate diaconate formation program in Spanish. Some programs provide separate English-language and Spanish-language tracks within the same program and others conduct some of their classes in Spanish. A few provide instruction in other languages or train candidates to serve particular ethnic or cultural groups. The Rural Deacon program in the Diocese of Fairbanks conducts its program in English and Yupik. The Eparchy of Our Lady of Lebanon conducts its program in English and Arabic and the Ukrainian Catholic Diocese of Stamford conducts its program in English and Ukrainian.

Diaconate formation programs differ in their requirements for admission, program duration and number of required courses, the frequency with which candidates meet, and tuition and fees. Average tuition per academic year among the 106 programs that report a charge for tuition is \$2,492 and the other fees reported by 77 programs average \$440. Typical admission requirements include a period of discernment, recommendation by the candidate's pastor, the support of the candidate's wife, letters of reference, psychological testing, and multiple interviews. Eight in ten programs report requiring either the MMPI-1 or MMPI-2 for admission and more than half require the Deacon Perceiver and/or a clinical interview. Although many programs do not specify academic prerequisites, some stipulate a high school/equivalency

¹⁰ Following the recommendations of the Second Vatican Council, the permanent diaconate was re-established on June 18, 1967, by the Apostolic Letter *Sacrum Diaconatus Ordinem*. It was approved for the United States on August 30, 1968, the year in which the first four programs were opened.

diploma or college degree. Three in ten programs report that deacon candidates must complete a lay ministry formation program as a prerequisite for diaconate formation. In many cases, however, this lay ministry formation is included as a part of the diaconate formation program.

Deacon candidates typically meet one or two evenings or weekends a month over the course of four to six years, for an average of 172 hours annually. Program length ranges from three years to six years, with an average length of five years. Shorter programs typically stipulate the prior completion of a ministry formation program. Program costs are often shared by participants, parishes, and dioceses, with the largest share typically paid by the diocese (on average, 80 percent).

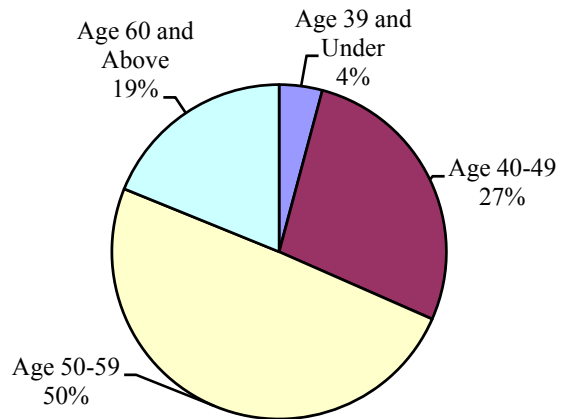
Diaconate Formation Programs with Highest Enrollment, 2010-2011			
Diocese	Diaconate Candidates	Aspirants	Anticipated Ordinations in 2011
Archdiocese of Los Angeles, CA	95	23	14
Archdiocese of Philadelphia, PA	83	0	19
Diocese of Pittsburgh, PA	70	0	45
Diocese of Richmond, VA	63	0	61
Diocese of Dallas, TX	57	0	0
Diocese of Allentown, PA	53	1	0
Diocese of Little Rock, AR	48	0	0
Diocese of Trenton, NJ	45	16	12
Diocese of Brooklyn, NY	43	18	25
Archdiocese of Chicago, IL (English program)	42	14	13
Archdiocese of Atlanta, GA	40	14	16
Archdiocese of Boston, MA	38	16	0
Diocese of Joliet, IL	38	0	20
Diocese of Tucson, AZ	38	0	0
Archdiocese of Denver, CO	37	0	12

The table above displays the largest diaconate formation programs, which enroll three in ten deacon candidates (28 percent). In total, these 15 programs enroll 790 deacon candidates and have another 102 aspirants in discernment. These 15 programs expect to ordain 176 deacons (30 percent of all deacon ordinations expected in 2011).

Profile of Diaconate Candidates

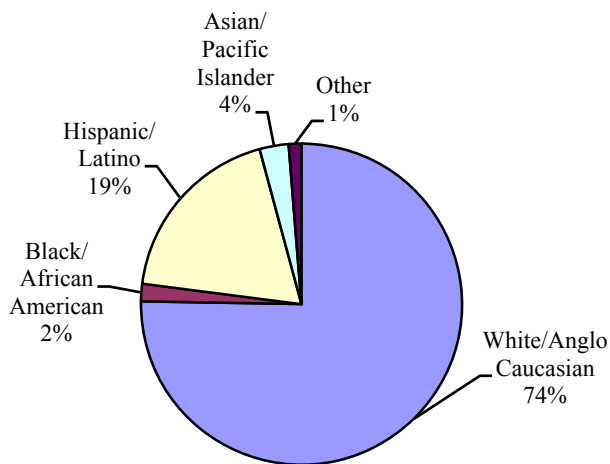
Age Distribution and Marital Status

As the figure at right illustrates, three in four (77 percent) candidates for the permanent diaconate are in their forties and fifties. Just 4 percent are under age 40 and a fifth (19 percent) are 60 or older. According to Canon Law, married deacon candidates must be 35 or older to be ordained.



The vast majority of candidates, 96 percent, are married men. Three percent are single, never married, and 1 percent are widowed or divorced.

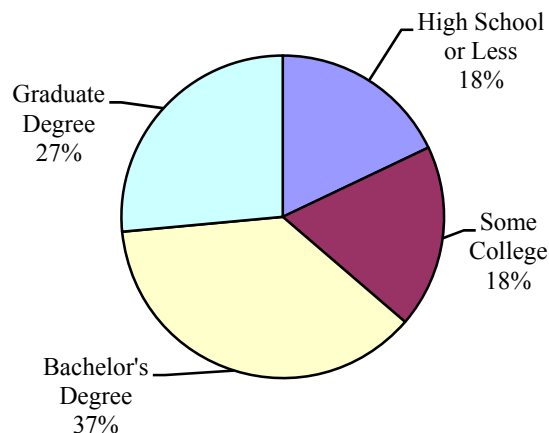
Racial and Ethnic Background



Three in four deacon candidates are white/Anglo/Caucasian. One in five deacon candidates in formation programs are Hispanic/Latino. Asians/Pacific Islanders comprise 4 percent of deacon candidates and blacks/African Americans comprise 2 percent. Native Americans, multi-racial, and other ethnicities make up another 1 percent.

Educational Attainment

More than eight in ten diaconate candidates (82 percent) have at least some college education. Two in five (37 percent) have a bachelor's degree and more than a quarter (27 percent) have a graduate degree. Eighteen percent have a high school education or less.



Lay Ecclesial Ministry Formation

In 2005, the United States Conference of Catholic Bishops adopted *Co-Workers in the Vineyard of the Lord: A Resource for Guiding the Development of Lay Ecclesial Ministry*. In that document, the bishops note that they have been using the terminology of *lay ecclesial minister* and *lay ecclesial ministry* since 1980 in *Called and Gifted: The American Catholic Laity*.

In *Co-Workers*, the USCCB describes lay ecclesial ministry as characterized by:

- *Authorization* of the hierarchy to serve publicly in the local church
- *Leadership* in a particular area of ministry
- *Close mutual collaboration* with the pastoral ministry of bishops, priests, and deacons
- *Preparation and formation* appropriate to the level of responsibilities assigned to them

Lay ecclesial minister is intended to be a generic term, not a specific role description or title. *Co-Workers* states that the ministry is *lay* “because it is service done by lay persons [including vowed religious]. The Sacramental basis is the Sacraments of Initiation, not the Sacrament of Ordination.” It is *ecclesial* “because it has a place within the community of the Church, whose communion and mission it serves, and because it is submitted to the discernment, authorization, and supervision of the hierarchy.” It is *ministry* “because it is a participation in the threefold ministry of Christ who is priest, prophet and king.”

The longest section of *Co-Workers* is the one on formation for lay ecclesial ministry. It begins by noting that the Church has always required proper preparation of those who exercise a ministry and citing Canon 231, which states that “lay persons who devote themselves permanently or temporarily to some special service of the Church are obliged to acquire the appropriate formation which is required to fulfill their function properly.” This section of the Ministry Formation Directory documents the development of such formation programs for lay persons in the United States.

Trends

In 1986, the USCCB Committee on the Laity completed the first nationwide study of formation programs designed to prepare lay Catholics for parish-level church ministry. CARA has been conducting studies of lay ministry formation programs nearly every year since 1994. As it has in each of its previous studies, CARA limits the scope of its survey to programs of at least two years’ duration that provide training for professional lay ecclesial ministry.

The role of the laity and their participation in the ministry of the Church has evolved considerably in the decades since the Second Vatican Council. At the same time, the number of formation programs to train lay people for professional church ministry has increased, and many programs have expanded their scope. Since the first study of lay ministry formation in 1985-1986, the number of programs has increased by more than 50 percent, and the number of participants in these programs has grown more than threefold.

Beginning in 2003-2004, CARA collaborated with the USCCB to improve the data collection so that participants in ministry formation programs who are preparing themselves for lay ecclesial ministry can be differentiated more accurately from those who are participating in these programs primarily for adult faith formation. Since that time, CARA now asks programs to identify degree candidates and certificate candidates separately, rather than asking only for the total number enrolled in the program. In addition, CARA asks each program to identify more clearly its affiliation with a degree-granting institution, where appropriate. While adult faith formation is vitally important for the Church, the purpose of this part of the Directory is to provide a complete list and to monitor trends among the programs that prepare adults for lay ecclesial ministry in the Church.

Reported enrollment in lay ecclesial ministry formation programs has fluctuated over the more than 20 years that the data have been collected. This fluctuation in numbers is partly a function of CARA's work with the USCCB to distinguish more carefully lay ecclesial ministry formation from adult faith formation, as described above. The largest number reported in formation was in 2002-2003, when a record 36,048 total participants were identified.

A second reason for the fluctuation is that the number of active programs offering formation in lay ecclesial ministry has also varied widely. CARA works throughout the year to identify new programs that have not been previously listed in the Directory and to clarify the status of other programs that have been discontinued or that did not respond to the survey. In 2010-2011, CARA identified a total of 240 active lay ecclesial ministry formation programs. This is a decline of 10 percent from the 266 active programs identified in 2009-2010.

CARA received program information from 233 active programs, for a response of 97 percent. The 233 responding programs in 2010-2011 is the same number of active programs that responded in 2009-2010, although not necessarily the same programs.

Among the directors of the 233 active programs that responded to repeated requests for information, 26 supplied program information but did not provide any information on their enrollment. The information provided in the table below does not include the participants enrolled in those 26 programs.

The total number of lay ecclesial ministry candidates enrolled in degree and certificate programs in 2010-2011 is 18,493, of which 12,513 (68 percent) are working toward a certificate in ministry and 5,980 (32 percent) are working toward a graduate degree in ministry. The total number of enrollees represents a 3 percent increase over the 17,935 candidates reported in 2009-2010.

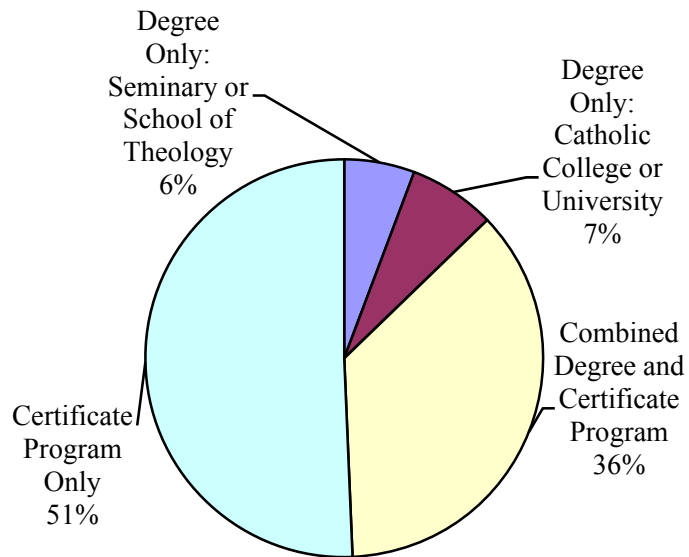
Lay Ecclesial Ministry Formation Programs, 1985-2011				
Year	States*	Dioceses	Programs	Enrollment
1985-1986	43	110	206	10,500
1994-1995	51	135	265	21,800
1996-1997	46	134	281	20,281
1997-1998	46	135	287	23,333
1998-1999	49	145	295	29,137
1999-2000	46	134	331	31,168
2000-2001	48	142	314	35,582
2001-2002	49	144	314	34,414
2002-2003	49	147	320	36,048
2003-2004	45	142	290	25,964**
2004-2005	46	143	289	18,847
2005-2006	45	122	226	16,037
2006-2007	44	126	253	20,240
2007-2008	44	130	240	18,622
2008-2009	44	119	234	17,538
2009-2010	47	123	233	17,935
2010-2011	45	116	233	18,493

* Includes the District of Columbia.

**Includes 7,630 estimated participants likely enrolled in the 23 programs that did not report enrollment.

Program Profile

A number of different types of lay ecclesial ministry formation programs offer either a degree or a certificate in a ministry-related field. CARA asked program directors to classify their program into one of four categories, according to the program’s relationship with a degree-granting institution. The figure at right shows the proportion of programs that place themselves in each of the four categories. Half of all responding programs offer only a certificate.



This table presents the average number of faculty and students in these four types of programs.

Lay Ecclesial Ministry Programs, 2010-2011				
Type of Program	Average Number of Faculty		Average Number of Program Participants	
	Full-time	Part-time	Degree	Certificate
Degree Program associated with a Catholic Seminary or School of Theology – no certificates	11	9	55	—
Degree Program associated with a Catholic College or University – no certificates	13	8	85	—
Combined Degree and Certificate Program	5	11	50	40
Certificate Program only – no degrees	2	14	—	82

Many lay ecclesial ministry formation programs can be classified as either exclusively diocesan-based or academic-based. Currently, 144 active programs are sponsored or co-sponsored by a diocese and 54 active programs are sponsored by a Catholic college or university. Other programs are the result of collaboration between a diocese and an academic institution. In these cases, the diocese assumes responsibility for the human, spiritual, and pastoral formation, while the academic institution is responsible for the intellectual formation. Some diocesan-sponsored programs are affiliated with a seminary (nine programs) and another 68 are affiliated with a college or university. Loyola University in New Orleans operates 44 active programs that are both diocesan-sponsored and college or university-affiliated as Loyola Institute for Ministry Extension (LIMEX) or Certificate in Specialized Studies (CSS) programs. CARA received program information from 23 of these programs in 2010-2011. In addition to academic and diocesan-based programs, independent Catholic organizations sponsor several other programs. Four of these independent programs are related to Education for Parish Service (EPS), based at Trinity University in Washington, DC.¹¹ Another 21 independent programs in clinical pastoral education (CPE) are offered by Catholic hospitals to train ministers who serve as chaplains in medical settings. Finally, CARA received information from five programs operated by the Center for Ministry Development (CMD) in Naugatuck, CT, which sponsors diocesan-based certificate programs in youth ministry.

Some programs are specially designed to meet particular needs in lay ecclesial ministry formation, including several programs designed for ministry formation in a multicultural Church (such as the M.A. in Ministry for a Multicultural Church in Oakland, CA), 12 programs designed specifically for ministry with and to the Hispanic community (such as the Escuela de Ministerios Pastorales of the Diocese of Oakland), one program designed for ministry formation in the African American community (the Institute for Black Catholic Studies in New Orleans, LA), and one program designed for ministry formation in the Native American community (the Native American Lay Ministry Formation Program in Chinle, AZ). Another program, offered by the National Association of Pastoral Musicians, prepares pastoral musicians for certification as a Director of Music Ministries.

¹¹ The EPS program is scheduled to close in June 2011.

Degrees and Certificates Offered

Academic-based programs offer academic degrees but many also offer certificates. Similarly, diocesan-based programs affiliated with a seminary, college, or university typically offer opportunities for both academic degrees and certificates. Programs that are exclusively diocesan-sponsored typically offer only non-degree certificates.

Most of the degree-granting programs offer graduate degrees, although a few also grant associate or baccalaureate degrees. The most commonly offered graduate degrees in degree-granting lay ministry programs are the M.A. in Pastoral Studies or Pastoral Ministry (76 programs), the M.A. in Theology, Theological Studies, or Pastoral Theology (54 programs), the M.A. in Religious Education (35 programs), the Masters in Divinity (23 programs), the M.A. in Religious Studies (17 programs), and the M.A. in Spirituality (10 programs).

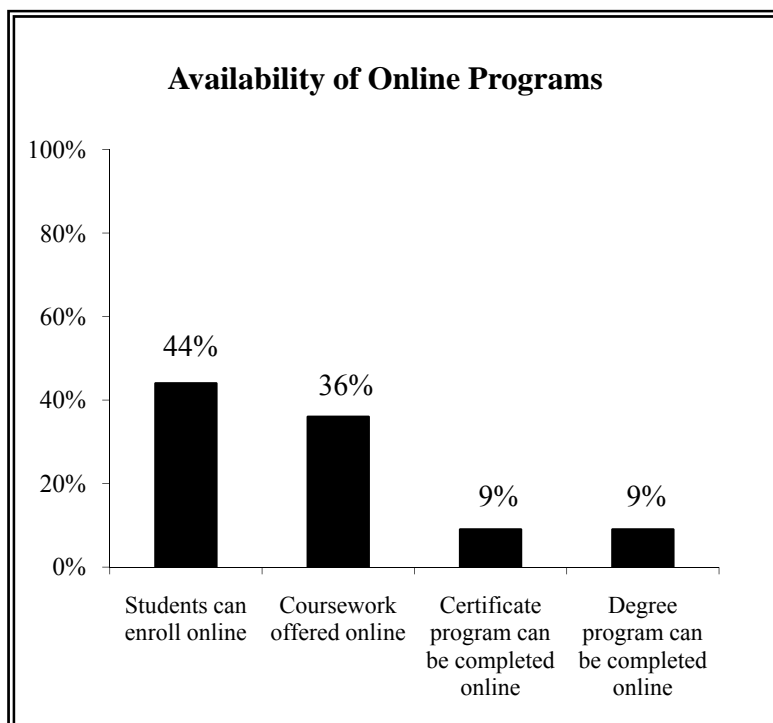
Degrees Available in Lay Ecclesial Ministry, 2010-2011	
Type of Degree	Number of Programs
M.A. in Pastoral Studies or Pastoral Ministry	76
M.A. in Theology, Theological Studies, Pastoral Theology	54
M.A. in Religious Education	35
M.Div.	23
M.A. in Religious Studies	17
D.Min.	12
M.A. in Spirituality	10
M.A. in Ministry or Lay Ministry	8
M.A. in Pastoral Theology	5
J.C.L. and J.C.D. in Canon Law	1

Most lay ecclesial ministry programs grant certificates of completion. The most common certificate programs are in Pastoral Ministry (105 programs), Religious Education (71 programs), Youth Ministry (66 programs), and Catechetics (66 programs).

Certificates Available in Lay Ecclesial Ministry, 2010-2011	
Type of Certificate	Number of Programs
Certificate in Pastoral Ministry	105
Certificate in Religious Education	71
Certificate in Youth Ministry	66
Certificate in Catechetics	60
Certificate in Liturgy	42
Certificate in Theology	28
Certificate in Clinical Pastoral Education	21
Certificate in Pastoral Administration or Business Management	17
Certificate in Pastoral Counseling	9
Certificate in Spiritual Direction	9
Certificate in Hispanic Ministry	7
Certificate in Liturgical Music	6

Distance Learning and Online Coursework

In addition to the extension programs described earlier, a number of programs are being developed to take advantage of the Internet as a tool for expanding their reach to a wider audience. Several programs offer some coursework online and a few offer their entire program online. Twenty-one programs report that their certificate program can be completed online and 20 programs report that they have a degree program that can be completed online. The figure at right shows the proportion of programs that report offering some part of their program online.



Language of Instruction

Lay ecclesial ministry formation programs are conducted in a variety of languages. Nearly all use English as the primary language of instruction, but 12 programs are taught only in Spanish, 38 use both English and Spanish, and two more make some accommodation for use of Spanish. In addition, one program uses English, Spanish, Portuguese, and Haitian Creole; another uses English, Spanish, and Haitian Creole; two others use English, Spanish, Vietnamese, and Korean; one uses English, Spanish, Vietnamese, and Chinese; and one uses English and Navajo.

Spiritual Formation and Field Education

Although academic formation is indispensable to lay ecclesial ministry formation, human, spiritual, and pastoral formation are also essential components of formation for ministry. Overall, among the 233 active programs half (50 percent) say that formal spiritual formation is required of program participants. Nearly as many (48 percent) report that the program includes a field education/internship requirement. Fewer programs (33 percent) require both. The table below separates the programs by type and displays the proportion within each type of program that require a spiritual formation component as well as the proportion that require a component of field education/internship.

Requirements of Lay Ecclesial Ministry Programs, 2010-2011		
Type of Program	Percentage of Programs Requiring	
	Spiritual Formation Component	Field Education/Internship
Degree Program associated with a Catholic Seminary or School of Theology – no certificates	77%	85%
Degree Program associated with a Catholic College or University – no certificates	23	36
Combined Degree and Certificate Program	51	53
Certificate Program only – no degrees	49	41

Size of Program

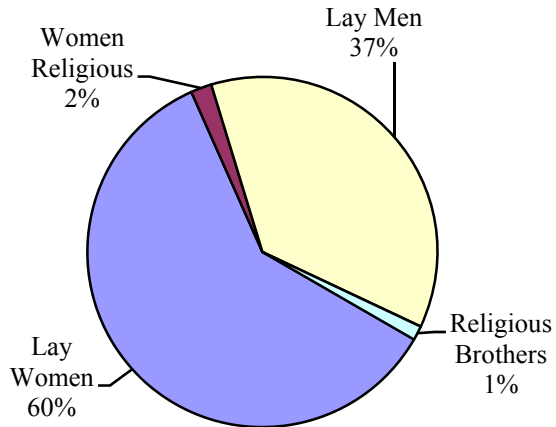
Seventeen programs report more than 100 degree candidates enrolled in 2010-2011. The 3,526 degree candidates enrolled in these programs are 60 percent of all degree candidates enrolled in reporting programs. These 17 programs also report 482 students working toward a certificate (4 percent of all certificate candidates reported).

Lay Ecclesial Ministry Programs with Highest Degree Program Enrollment, 2010-2011		
Program	Candidates for Degree Certificate	
School of Theology and Religious Studies – The Catholic University of America, Washington, DC	396	—
School of Theology and Ministry – Boston College, Chestnut Hill, MA	319	23
M.A. in Theology and Christian Ministry – Franciscan University of Steubenville, Steubenville, OH	302	—
Graduate School of Religion and Religious Education – Fordham University, New York, NY	295	20
Institute of Pastoral Studies, Loyola University of Chicago, Chicago, IL	282	8
Graduate Programs in Ministry – Catholic Theological Union, Chicago, IL	257	10
Graduate Programs in Theology – The Catholic Distance University, Arlington, VA	251	78
M.A. in Theology and Pastoral Theology – Augustine Institute, Denver, CO	227	2
Loyola Institute for Ministry Extension (LIMEX), all U.S. programs combined	223	120
School of Theology and Ministry – Seattle University, Seattle, WA	211	102
Institute for Ministry – Sacred Heart Major Seminary, Detroit, MI	120	68
Lay Formation Degree Program – Cardinal Stritch University, Milwaukee, WI	120	—
M.Div. Program – Jesuit School of Theology, Berkeley, CA	112	—
Aquinas Institute of Theology, St. Louis, MO	107	14
Department of Religious Studies – University of Dayton, Dayton, OH	103	—
Graduate Program in Pastoral Ministries – Santa Clara University, Santa Clara, CA	101	—
Washington Theological Union, Washington, DC	100	37

Profile of Lay Ecclesial Ministry Program Participants

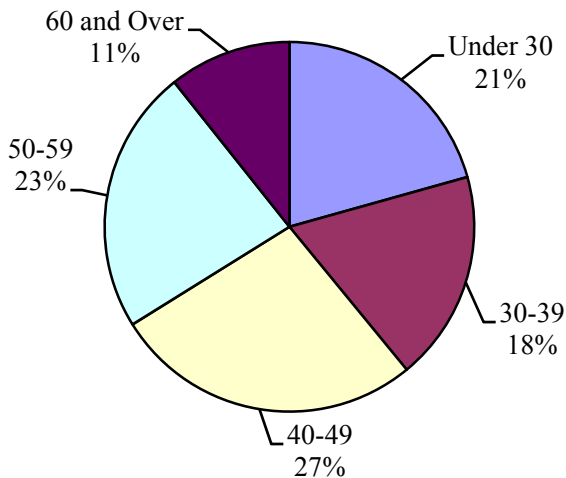
To reflect more accurately the lay composition of these programs, CARA asked program directors to exclude any priests and deacons from their reported statistics about program participants. Almost two in three lay program participants (62 percent) are women.

The figure at right displays all lay participants in these lay ecclesial ministry programs according to their ecclesial status.



Women and men religious are slightly more likely to be enrolled in degree programs than to be enrolled in certificate programs. Lay women who are not members of a religious institute are more likely to be enrolled in a certificate program than in a degree program. Lay women who are enrolled in a degree program make up 18 percent and lay women enrolled in a certificate program make up 42 percent of all lay ecclesial ministry program participants. Lay men are also more likely to be enrolled in a certificate program (24 percent of all lay ecclesial ministry program participants) than in a degree program (13 percent).

Age Distribution of Lay Ecclesial Ministry Program Participants

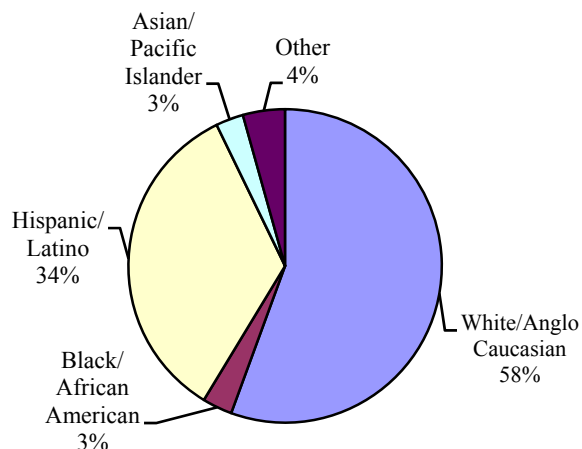


Half (50 percent) of students in lay ecclesial ministry formation programs are in their forties and fifties. Four in ten (39 percent) are under the age of 40 and about one in ten (11 percent) are age 60 and older.

Students enrolled in degree programs are typically somewhat younger than those enrolled in certificate programs. Four in ten degree program enrollees (45 percent) are under age 40, compared to 36 percent of certificate program enrollees. Only 8 percent of degree program enrollees are age 60 and older, while 12 percent of certificate students are age 60 or older.

Racial and Ethnic Backgrounds of Lay Ecclesial Ministry Program Participants

Six in ten participants in lay ecclesial ministry formation programs are white/Anglo/Caucasian (58 percent). Hispanics/Latinos make up about a third of all program participants (34 percent). Blacks/African Americans, Asians/Pacific Islanders, and others (including Native Americans) each make up another 3 to 4 percent of enrollees in these programs. Altogether, these three groups constitute 10 percent of lay ministry enrollment.



Hispanics/Latinos are much less likely to be enrolled in degree programs than in certificate programs. By contrast, whites/Anglos/Caucasians are much more likely to be enrolled in degree programs than in certificate programs. Hispanics/Latinos comprise 10 percent of students enrolled in degree programs and 47 percent of students enrolled in certificate programs. Whites/Anglos/Caucasians make up 74 percent of degree candidates and 46 percent of certificate candidates. Blacks/African Americans, Asians/Pacific Islanders, and others are about equally likely to be enrolled in a degree program as in a certificate program.